



# YANMAR

MADE IN JAPAN

## DATA SHEET

## DIESEL POWER PRODUCTS

### Water Pumps



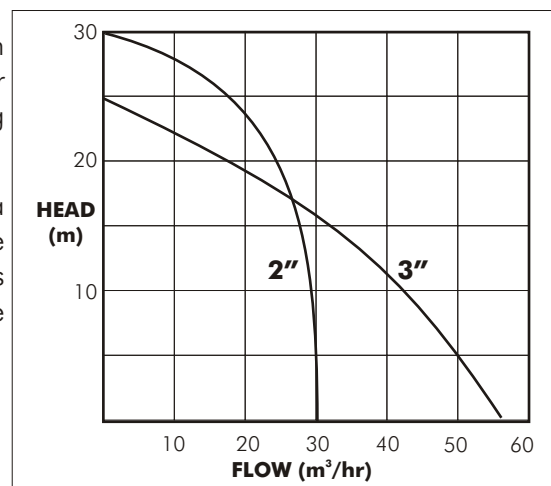
2" & 3" high capacity self-priming open impeller centrifugal pumps for water transfer and light duty drainage applications. The pumps are of light and compact design and fitted with rugged Yanmar diesel engines, which provide exceptional reliability, economy of operation and ease of maintenance. Other features include a convenient carrying frame with rubber engine mounts for low vibration and large capacity silencer for low noise.

**Pump:** Materials of construction are diecast aluminum for the casing and cast iron for the impeller and inner casing. The pump can pass silted water containing particles up to 6mm diameter.

**Engine:** Both 2" and 3" models are powered by a Yanmar L40AE 4-stroke air cooled diesel engine developing 4.2BHP at 3600rpm. The engine is provided with recoil start, 5.6 litre fuel tank and engine stop low oil alert.

**Dimensions:** L-520, W-390, H-575

**Weight:** 40kgs (2"), 41.5Kgs (3")



### Diesel Generators



Model	YDG 5500E	YDG 6600TE
Voltage	240V, 1 Phase	3 x 400v, 3 phase
Max AC Output	4.6kVA	5.5kVA
Continuous AC Output	4.2kVA	5.0kVA
DC Output	12v	n/a
Engine Model	L100AE	
Continuous Output	7.7 BHP @ 3000RPM	
Starting System	Recoil/Electric (Option)	Electric
Fuel Capacity	13 Litres	
Operating Endurance	7hrs	
Dimensions (cm)	L-720, W-480, H-500	
Weight	108kgs	

High-speed high specification generators designed to provide stable and reliable power supply in continuous operation with the lowest operating costs. Features include self exciting self regulating AC alternators with 12v DC output available (single phase set only), rugged and economical Yanmar diesel engines with large capacity fuel tanks for extended operation and convenient carrying frame with rubber engine mounts for low vibration. Other important features include integrated control panels with MCB isolator switch, voltmeter and two 15A outlets, fuel gauge and engine stop low oil alert.

## L Series Engines



Model	L100AE
Displacement	406cc
Max Output	10BHP at 3600rpm
Continuous Output	9BHP at 3600rpm
Starting System	Recoil
Fuel Tank Capacity	5.5 litres
Dimensions (L/W/H)	420/470/ 490
Weight	48kgs

The Yanmar L Series are state of the art direct injection four stroke air-cooled diesel engines which incorporate all the benefits of Yanmar's huge experience in diesel engine manufacture to provide a product of exceptional long life and low running costs. Features include a specially developed miniaturised fuel injection system which is compact, reliable and provides class-leading fuel consumption, a high performance silencer and special soft contact gears for low noise.

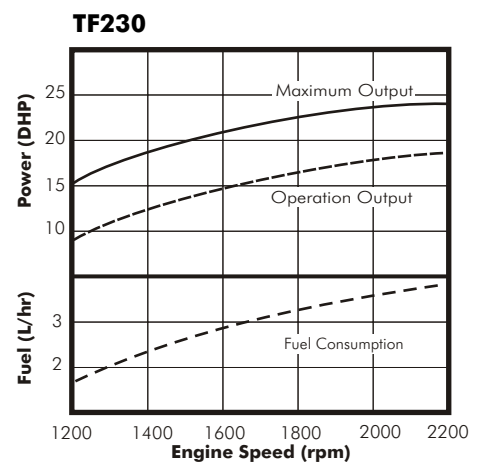
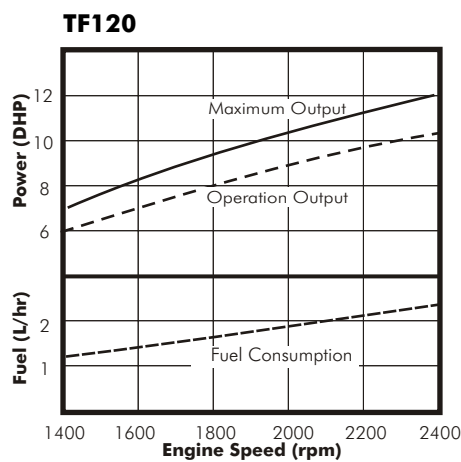
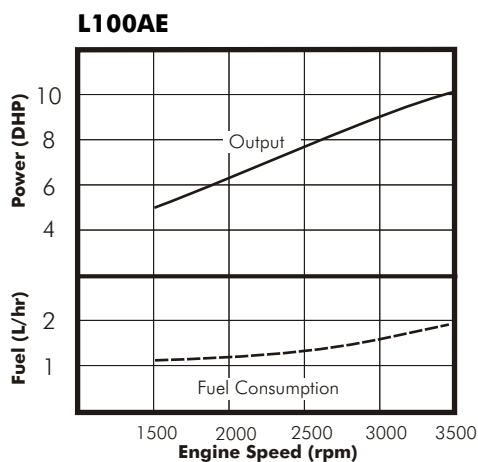
## TF Series Engines



Model	TF120	TF230
Displacement	638cc	1132cc
Max Output	12BHP @ 2400rpm	23BHP @ 2200rpm
Continuous Output	10.5BHP @ 2400rpm	19BHP @ 2200rpm
Fuel Tank Capacity	11 Litres	21.5 litres
Cooling System	Water cooled, radiator	
Starting System	Hand by handle	
Dimensions (L/W/H)	685/350/530	960/470/660
Weight	102kgs	196kgs

The TF Series is the traditional Yanmar diesel engine range on which the reputation for long life, reliability and economy of operation has been built. The design of this four stroke, water-cooled horizontal single cylinder engine has been perfected over the years to give an engine of incomparable quality. Special features include direct fuel injection with a high pressure Bosch pump for improved fuel consumption, long stroke design for high torque, crankshaft balancer for low vibration and construction using only the highest quality materials for exceptional reliability.

## Performance Curves



Power outputs given are sea level ratings. Output should be derated by 3% per 300m for higher altitude applications

NB. Contents herein are not warranted. The right is reserved to amend specifications without notice.

AVAILABLE FROM

DV140A-07/08

**D&S DAVIS & SHIRTLIFF**  
know H<sub>2</sub>O through experience  
[www.dayliff.com](http://www.dayliff.com)

**KENYA**  
NAIROBI - HEAD OFFICE  
TEL: (254 20) 6968000, 558335, FAX: 557617  
d&s@dayliff.com  
WESTLANDS  
TEL: (254 20) 4446011, 4446016, FAX: 4451038  
westlands@dayliff.com  
ELDORET  
TEL: (254 53) 2061306, FAX: 2062335  
d&s@eld.dayliff.com  
KISUMU  
TEL: (254 57) 2024763, FAX: 2023103  
d&s@ksm.dayliff.com

**MOMBASA**  
TEL: (254 41) 2495920, 2490861, FAX: 2490868  
d&s@msa.dayliff.com  
**MALINDI**  
TEL: (254 42) 20425, FAX: 20426  
d&s@mld.dayliff.com  
**NAKURU**  
TEL: (254 51) 2213146, 2213248, FAX: 2212956  
d&s@nkr.dayliff.com  
**ETHIOPIA**  
ADDIS ABABA  
TEL: (251 11) 5159341/4  
d&s@et.dayliff.com

**ZAMBIA**  
LUSAKA  
TEL/FAX: (260 211) 288010/1, 845010/1  
lusaka@zm.dayliff.com  
KITWE  
TEL/FAX: (260 212) 22174/67,  
kitwe@zm.dayliff.com  
**RWANDA**  
KIGALI  
TEL: (250) 504039, FAX: 504033  
sales@dayliff.co.rw

**TANZANIA**  
DAR ES SALAAM  
TEL: (255 22) 2112515/6, FAX: 2112513  
office@tdayliff.com  
ARUSHA  
TEL: (255 25) 2502517/8, FAX: 2502516  
office@ars.tdayliff.com  
ZANZIBAR  
TEL: (255 24) 2234660/1, FAX: 2234664  
office@znz.tdayliff.com  
**UGANDA**  
KAMPALA  
TEL: (256 414) 346337/8, FAX: 346335  
d&s@ug.dayliff.com