

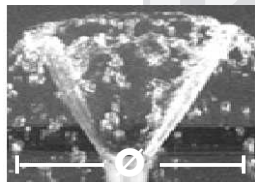
The DAYLIFF DDF fountain pumps are designed for all applications involving the creative use of water in small scale fountain displays and garden water features.

Features

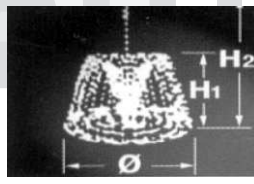
- Pumps are provided with a corrosion proof plastic housing with easy clean foam pre-filter.
- High output pump with specially designed impeller for improved solids handling capacity.
- Telescopic output tube with valve for spray adjustment and waterfall outlet.
- Supplied complete with display jets for different display options and a 10m cable.



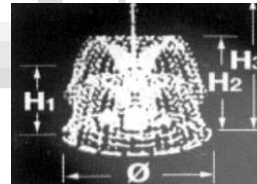
Foaming Jet



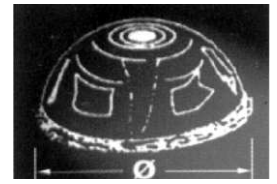
Inverted Cone



Double Stage



Triple Stage



Bell

Pump Data

Model	Power (W)	Current (A)	Outlet (")	Dimensions (mm)				Weight (kg)	Foaming Jet H	Inverted Cone Ø	Double Stage			Triple Stage				Bell Ø
				H	H1	L	W				H1	H2	Ø	H1	H2	H3	Ø	
DDF 50	50	0.37	½	375	120	170	126	2	12	N/A	50	110	190	30	55	75	150	32
DDF 110	110	0.62	1	670	178	200	138	4	14	35		N/A		30	50	70	100	N/A

